

Yorck Wurms

Is Vocational Training a Question of Culture or System?

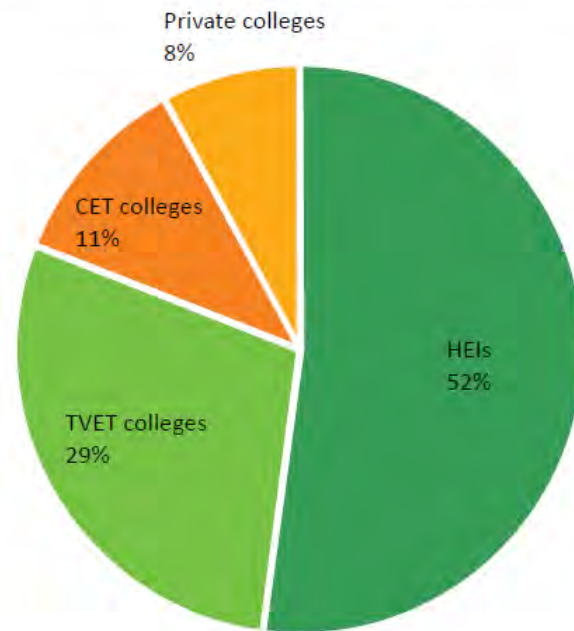


Unemployment 2018

	Total	Youth
• RSA	26,92 %	53,79%
• GER	5,2%	6,2 %



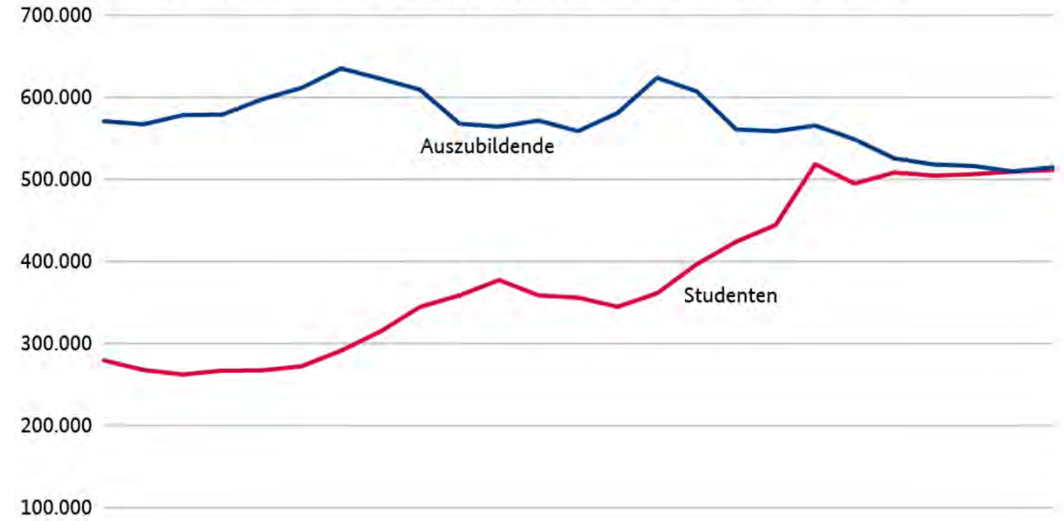
Figure 3.1: Percentage distribution of student enrolments in Post-School Education and Training institutions, 2017





Ausbildungs- und Studienanfänger, 1993-2017

Zahl der neu abgeschlossenen Ausbildungsverträge und Studienanfänger im 1. Hochschulsemester

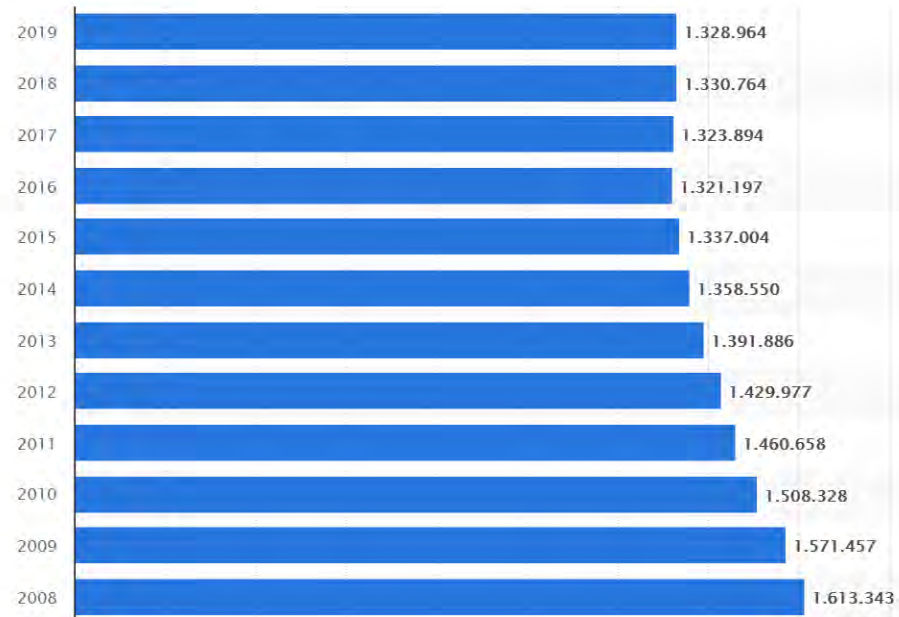


Vocational training (Auszubildende)
VS
Students (Studenten)

Is the university degree not the best education?

- But even as universities have boomed, productivity growth in the rich-country economies has fallen.
- Many suspect...that universities are not teaching the right subjects, and are producing more graduates than the labour market needs.
- (The Economist, 8th August 2020)





Total number of apprentices
Germany



Table 5.1: Enrolment in TVET colleges, 2010 – 2017

Qualification Category	2010	2011	2012	2013	2014	2015	2016	2017
NC(V)	130 039	124 658	140 575	154 960	166 433	165 459	177 261	142 373
Report 191 (N1-N6)	169 774	222 754	359 624	442 287	486 933	519 464	492 026	510 153
Occupational Qualifications	23 160	20 799	62 359	19 000	19 825	20 533	13 642	10 969
Other	35 420	32 062	95 132	23 371	29 192	32 424	22 468	24 533
Total	358 393	400 273	657 690	639 618	702 383	737 880	705 397	688 028



Learnerships?

Table 5: Number of workers and unemployed persons registered and certified in SETA-supported learning programmes, by programme type, 2011/12 - 2017/18

Year	Registered				Certified			
	Learnerships	Internships	Skills Programmes	Total Registered	Learnerships	Internships	Skills Programmes	Total Certified
2011/12	43 871	3 452	87 906	135 229	29 197	878	87 527	117 602
2012/13	50 885	6 127	74 587	131 599	37 158	2 195	86 491	125 844
2013/14	75 782	8 017	92 508	176 307	38 796	2 510	109 547	150 853
2014/15	77 931	12 006	137 880	227 817	40 891	3 663	106 459	151 013
2015/16	94 369	13 135	123 593	231 097	43 322	3 352	127 144	173 818
2016/17	101 447	17 216	131 017	249 680	58 080	6 777	116 141	180 998
2017/18	111 681	12 935	144 531	269 147	48 002	6 496	122 979	177 477

Source:

Statistics on Post-School Education and Training, 2016

SETA Quarterly Reports, 2017/18

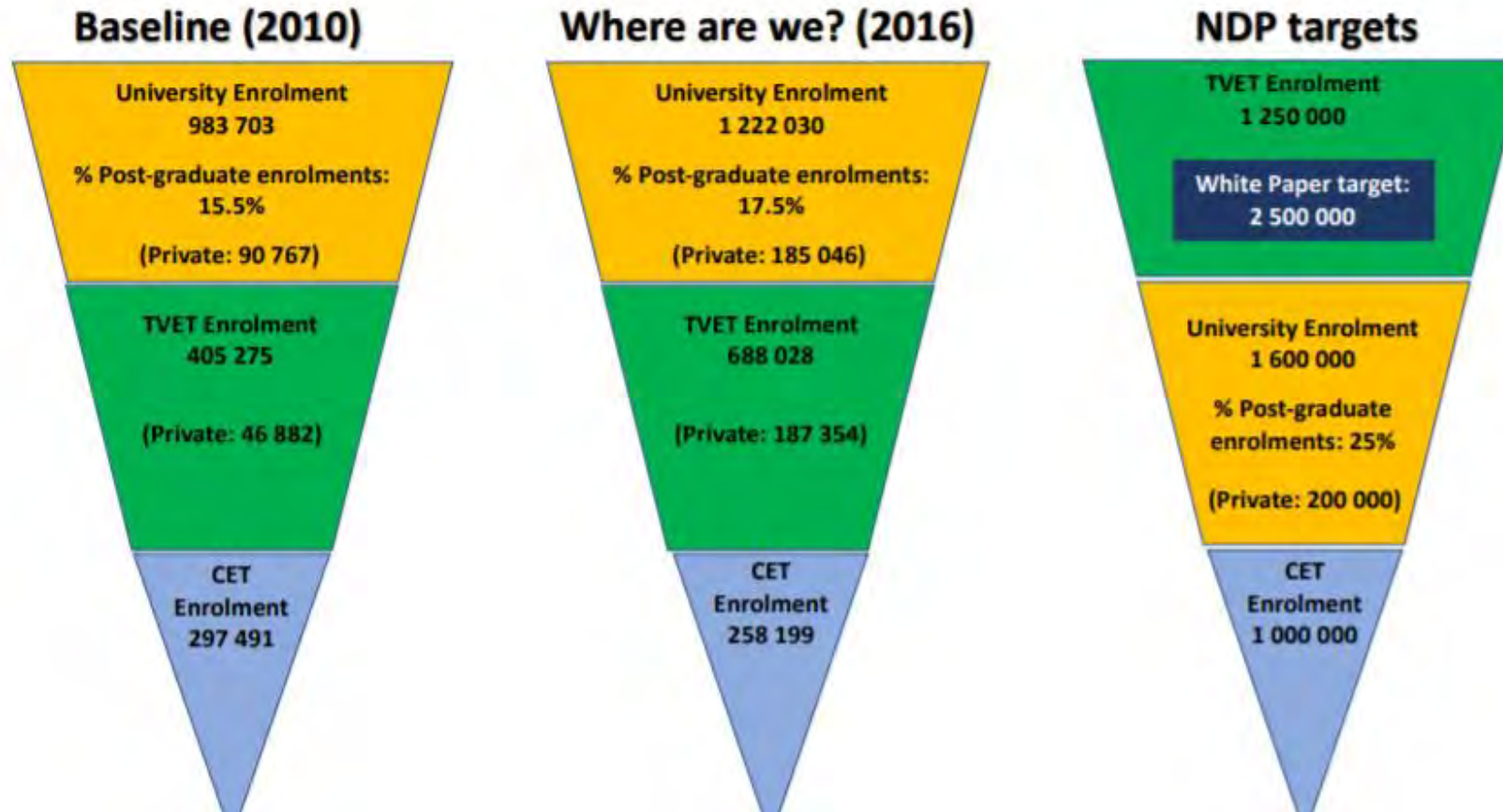


Learnerships?

- The findings of this research indicate that learnerships are **not effective** in achieving the stated goals of the programme.

(The success of learnerships? Lessons from South Africa's training and education programme Neil Rankin, Gareth Roberts, Volker Schöer, 2012)


National Planning Commission Report 2020






Strengths

- Strong organizational culture
- Legislative Framework
- Structures
- Occupational Qualifications



Weaknesses

- Lack of capacity
- TVET Capacity
- Lack of apprenticeship opportunities.
- Need to strengthen LM forecasting



Mr Vijayen Naidoo:
Quality Council for Trades and Occupations (QCTO):CEO

What is the missing link?



Debit and Credit

Gustav Freytag



Published by the Library of Alexandria

Debit and Credit (Gustav Freytag) the bestseller in the 19 century not about revolution about a young man who through vocational training lives a fulfilled life



South Africa needs a culture
of Vocational training

Thanks

- Questions?
- yorckwurms@gmail.com

